



BALUX

PRICE LIST
2026



**SINKS-VESSELS - SHOWER BASES
BATHTUBS - TILES**

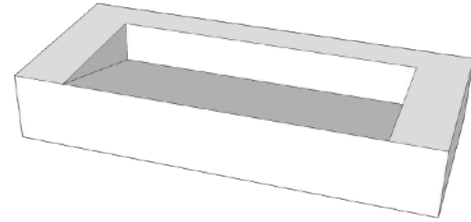
THE ENDLESS POSSIBILITIES OF CONCRETE

WWW.BALUX.CA

update: February 2026

INDEX

FLO	3
BALI	4
LATUS	5
TALCA	6
LOFT	7
OVO	8
VOLTO, KANTO	9
TALI, VICTORIA	10
LIAM, CYLO	11
OSLO	12
WALL MOUNTED BASINS	13
SHOWER BASES	14
BATH TUBS	15
OTHER PRODUCTS	18
SHIPPING ZONE	19
COLOR CHART	20
CONCRETE CHARACTERISTICS	21
BRACKETS INSTALLATION GUIDE (BRAQ16)	22
WARRANTY	23
CONTACT	24



List pricing

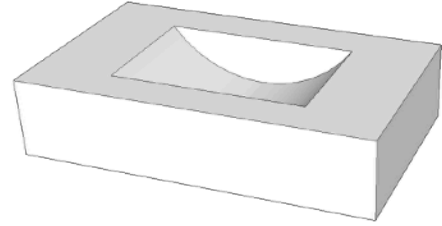
Thickness of facade										
LENGTH	1"		2"		4"		6"		8"	
	Types of finishes (terrazzo = exterior only)									
	Color	Terrazzo	Color	Terrazzo	Color	Terrazzo	Color	Terrazzo	Color	Terrazzo
* 28-36"	2306	2564	2392	2660	2482	2760	2575	2864	2672	2971
37"-48"	2553	2839	2649	2945	2748	3056	2851	3170	2958	3289
49"-60"	2680	2980	2781	3092	2885	3208	2993	3328	3105	3453
61"-72"	3042	3383	3156	3510	3274	3641	3397	3778	3525	3919
73"-84"	3289	3657	3412	3795	3540	3937	3673	4084	3811	4238
85"-96"	3537	3933	3670	4081	3807	4234	3950	4392	4098	4557
Approximate weight	10 lb/sqft		12 lb/sqft		13,50 lb/sqft		18 lb/sqft		20,50 lb/sqft	
	Take length and depth to calculate square feet. The 2" counter is full of concrete, which explains why it is heavier. For example, a 48' x 21 1/2" counter-sink = 7.17 sqft x 18 lb (6") = 129 lb total									

STANDARD BASIN OPTIONS						
A - 20" x 17" x 5"	B- 24" x 17" x 5"	C- 30" x 17"x 5"	D- 36" x 17' x 5"	E- 42" x 17" x 5"	F- 48" x17" x 5"	G- 60" x 17" x 5"

Validate depth of counter space depending on faucets			
Wall mounted :	Basin 17" + 3" back = 20" total	Deck mounted :	Basin 17" + 4 1/2" back = 21 1/2" total
For any other depth or dimensions please contact us at : info@balux.ca			

OPTIONAL		
BRACKETS for floating sinks (UNIT) min. 2 per vanity	BRAQ16	105,00 \$
EXTRA BASIN	CUV2	300,00 \$
CUSTOM BASIN	CUST	+ 50% OF TOTAL PRICE
CUSTOM COLOR	999	275,00 \$
FLUTED DESIGN	FLUT	475,00 \$
RIBBED DESIGN	RIBB	475,00 \$
ROUND CORNER	ROUND	250,00\$ EACH
SHIPPING PRICE Refer to chart, or contact us info@balux.ca		

REQUIRED Net pricing DELIVERY TO THE STORE ONLY		
SHIPPING & HANDLING FEES * refer to page 19 for zone information		
SIZE OF ITEM	ZONE D	ZONE E
36 inches and less	350 \$	625 \$
36-96 inches	400 \$	695 \$
shipping of the brackets first	50 \$	75 \$
Prices for single item orders, for orders of 2 items or more please contact info@balux.ca		



List pricing

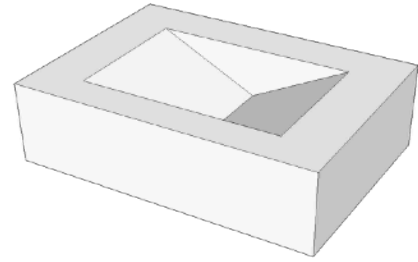
Thickness of facade										
LENGTH	1"		2"		4"		6"		8"	
	Types of finishes (terrazzo = exterior only)									
	Color	Terrazzo	Color	Terrazzo	Color	Terrazzo	Color	Terrazzo	Color	Terrazzo
* 28-36"	2306	2564	2392	2660	2482	2760	2575	2864	2672	2971
37"-48"	2553	2839	2649	2945	2748	3056	2851	3170	2958	3289
49"-60"	2680	2980	2781	3092	2885	3208	2993	3328	3105	3453
61"-72"	3042	3383	3156	3510	3274	3641	3397	3778	3525	3919
73"-84"	3289	3657	3412	3795	3540	3937	3673	4084	3811	4238
85"-96"	3537	3933	3670	4081	3807	4234	3950	4392	4098	4557
Approximate weight	10 lb/sqft		12 lb/sqft		13,50 lb/sqft		18 lb/sqft		20,50 lb/sqft	
	Take length and depth to calculate square feet. The 2" counter is full of concrete, which explains why it is heavier. For example, a 48" x 21 1/2" counter-sink = 7.17 sqft x 18 lb (6") = 129 lb total									

STANDARD BASIN OPTIONS						
A - 20" x 13 1/2" x 5"	B- 24" x 13 1/2" x 5"	C- 30" x 13 1/2" x 5"	D- 36" x 13 1/2" x 5"	E- 42" x 13 1/2" x 5"	F- 48" x 13 1/2" x 5"	G- 60" x 13 1/2" x 5"

Validate depth of counter space depending on faucets					
Wall mounted	Basin 13 1/2" + 2" back + 3 1/2" front = 19" total		Deck mounted	Basin 13 1/2" + 4 1/2" back + 3 1/2" front = 21 1/2" total	
For any other depth or dimensions please contact us at : info@balux.ca					

OPTIONAL		
BRACKETS for floating sinks (UNIT) min. 2 per vanity	BRAQ16	105,00 \$
EXTRA BASIN	CUV2	300,00 \$
CUSTOM BASIN	CUST	+ 50% OF TOTAL PRICE
CUSTOM COLOR	999	275,00 \$
FLUTED DESIGN	FLUT	475,00 \$
RIBBED DESIGN	RIBB	475,00 \$
ROUND CORNER	ROUND	250,00\$ EACH
CONCRETE DRAIN	DRBET-xxx	295,00 \$
SHIPPING PRICE Refer to chart, or contact us info@balux.ca		

REQUIRED Net pricing DELIVERY TO THE STORE ONLY		
SHIPPING & HANDLING FEES * refer to page 19 for zone information		
SIZE OF ITEM	ZONE D	ZONE E
36 inches and less	350 \$	625 \$
36-96 inches	400 \$	695 \$
shipping of the brackets first	50 \$	75 \$
Prices for single item orders, for orders of 2 items or more please contact info@balux.ca		



List pricing

Thickness of facade										
LENGTH	1"		2"		4"		6"		8"	
	Types of finishes (terrazzo = exterior only)									
	Color	Terrazzo	Color	Terrazzo	Color	Terrazzo	Color	Terrazzo	Color	Terrazzo
* 28"-36"	2306	2564	2392	2660	2482	2760	2575	2864	2672	2971
37"-48"	2553	2839	2649	2945	2748	3056	2851	3170	2958	3289
49"-60"	2680	2980	2781	3092	2885	3208	2993	3328	3105	3453
61"-72"	3042	3383	3156	3510	3274	3641	3397	3778	3525	3919
73"-84"	3289	3657	3412	3795	3540	3937	3673	4084	3811	4238
85"-96"	3537	3933	3670	4081	3807	4234	3950	4392	4098	4557
Approximate weight	10 lb/sqft		12 lb/sqft		13,50 lb/sqft		18 lb/sqft		20,50 lb/sqft	
	Take length and depth to calculate square feet. The 2" counter is full of concrete, which explains why it is heavier. For example, a 48" x 21 1/2" counter-sink = 7.17 sqft x 18 lb (6") = 129 lb total									

STANDARD BASIN OPTIONS

A - 20" x 13 1/2" x 5"	B- 24" x 13 1/2" x 5"	C- 30" x 13 1/2" x 5"	D- 36" x 13 1/2" x 5"	E- 42" x 13 1/2" x 5"	F- 48" x 13 1/2" x 5"	G- 60" x 13 1/2" x 5"
------------------------	-----------------------	-----------------------	-----------------------	-----------------------	-----------------------	-----------------------

Validate depth of counter space depending on faucets

Wall mounted	Basin 13 1/2" + 2" back + 3 1/2" front = 19" total	Deck mounted	Basin 13 1/2" + 4 1/2" back + 3 1/2" front = 21 1/2" total
---------------------	--	---------------------	--

For any other depth or dimensions please contact us at : info@balux.ca

OPTIONAL

BRACKETS for floating sinks (UNIT) min. 2 per vanity	BRAQ16	105,00 \$
EXTRA BASIN	CUV2	300,00 \$
CUSTOM BASIN	CUST	+ 50% OF TOTAL PRICE
CUSTOM COLOR	999	275,00 \$
FLUTED DESIGN	FLUT	475,00 \$
RIBBED DESIGN	RIBB	475,00 \$
ROUND CORNER	ROUND	250,00\$ EACH

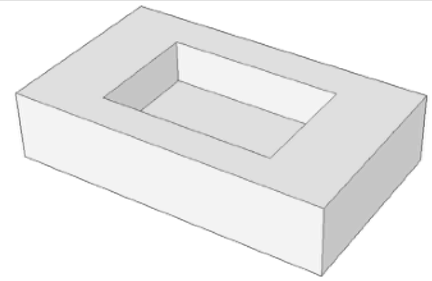
SHIPPING PRICE Refer to chart, or contact us info@balux.ca

REQUIRED Net pricing DELIVERY TO THE STORE ONLY

SHIPPING & HANDLING FEES * refer to page 19 for zone information

SIZE OF ITEM	ZONE D	ZONE E
36 inches and less	350 \$	625 \$
36-96 inches	400 \$	695 \$
shipping of the brackets first	50 \$	75 \$

Prices for single item orders, for orders of 2 items or more please contact info@balux.ca



List pricing

Thickness of facade										
LENGTH	1"		2"		4"		6"		8"	
	Types of finishes (terrazzo = exterior only)									
	Color	Terrazzo	Color	Terrazzo	Color	Terrazzo	Color	Terrazzo	Color	Terrazzo
* 28"-36"	2306	2564	2392	2660	2482	2760	2575	2864	2672	2971
37"-48"	2553	2839	2649	2945	2748	3056	2851	3170	2958	3289
49"-60"	2680	2980	2781	3092	2885	3208	2993	3328	3105	3453
61"-72"	3042	3383	3156	3510	3274	3641	3397	3778	3525	3919
73"-84"	3289	3657	3412	3795	3540	3937	3673	4084	3811	4238
85"-96"	3537	3933	3670	4081	3807	4234	3950	4392	4098	4557
Approximate weight	10 lb/sqft		12 lb/sqft		13,50 lb/sqft		18 lb/sqft		20,50 lb/sqft	
	Take length and depth to calculate square feet. The 2" counter is full of concrete, which explains why it is heavier. For example, a 48' x 21 1/2" counter-sink = 7.17 sqft x 18 lb (6") = 129 lb total									

STANDARD BASIN OPTIONS

A - 20" x 13 1/2" x 5"	B- 24" x 13 1/2" x 5"	C- 30" x 13 1/2" x 5"	D- 36" x 13 1/2" x 5"	E- 42" x 13 1/2" x 5"	F- 48" x 13 1/2" x 5"	G- 60" x 13 1/2" x 5"
------------------------	-----------------------	-----------------------	-----------------------	-----------------------	-----------------------	-----------------------

Validate depth of counter space depending on faucets

Wall mounted	Basin 13 1/2" + 2" back + 3 1/2" front = 19" total	Deck mounted	Basin 13 1/2" + 4 1/2" back + 3 1/2" front = 21 1/2" total
---------------------	--	---------------------	--

For any other depth or dimensions please contact us at : info@balux.ca

OPTIONAL

BRACKETS for floating sinks (UNIT) min. 2 per vanity	BRAQ16	105,00 \$
SMOOTH PANEL	TAL-xxx	0 \$
EXTRA BASIN	CUV2	300,00 \$
CUSTOM BASIN	CUST	+ 50% OF TOTAL PRICE
CUSTOM COLOR	999	275,00
FLUTED DESIGN	FLUT	475,00 \$
RIBBED DESIGN	RIBB	475,00 \$
ROUND CORNER	ROUND	250,00\$ EACH
CONCRETE DRAIN	DRBET-xxx	295,00 \$

SHIPPING PRICE Refer to chart, or contact us info@balux.ca

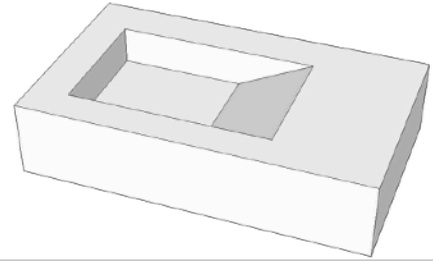
REQUIRED Net pricing DELIVERY TO THE STORE ONLY

SHIPPING & HANDLING FEES * refer to page 19 for zone information

SIZE OF ITEM	ZONE D	ZONE E
36 inches and less	350 \$	625 \$
36-96 inches	400 \$	695 \$
shipping of the brackets first	50 \$	75 \$

Prices for single item orders, for orders of 2 items or more please contact info@balux.ca

LOFT



List pricing

Thickness of facade										
LENGTH	1"		2"		4"		6"		8"	
	Types of finishes (terrazzo = exterior only)									
	Color	Terrazzo	Color	Terrazzo	Color	Terrazzo	Color	Terrazzo	Color	Terrazzo
* 28-36"	2306	2564	2392	2660	2482	2760	2575	2864	2672	2971
37"-48"	2553	2839	2649	2945	2748	3056	2851	3170	2958	3289
49"-60"	2680	2980	2781	3092	2885	3208	2993	3328	3105	3453
61"-72"	3042	3383	3156	3510	3274	3641	3397	3778	3525	3919
73"-84"	3289	3657	3412	3795	3540	3937	3673	4084	3811	4238
85"-96"	3537	3933	3670	4081	3807	4234	3950	4392	4098	4557
Approximate weight	10 lb/sqft		12 lb/sqft		13,50 lb/sqft		18 lb/sqft		20,50 lb/sqft	
	Take length and depth to calculate square feet. The 2" counter is full of concrete, which explains why it is heavier. For example, a 48" x 21 1/2" counter-sink = 7.17 sqft x 18 lb (6") = 129 lb total									

STANDARD BASIN OPTION

21" x 13 1/2" x 5"

Validate depth of counter space depending on faucets

Wall mounted	Basin 13 1/2" + 2" back + 3/2" front = 19" total	Deck mounted	Basin 13 1/2" + 4 1/2" back + 3/2" front = 21 1/2" total
---------------------	--	---------------------	--

For any other depth or dimensions please contact us at : info@balux.ca

OPTIONAL

BRACKETS for floating sinks (UNIT) min. 2 per vanity	BRAQ16	105,00 \$
EXTRA BASIN	CUV2	300,00 \$
CUSTOM BASIN	CUST	+ 50% OF TOTAL PRICE
CUSTOM COLOR	999	275,00 \$
FLUTED DESIGN	FLUT	475,00 \$
RIBBED DESIGN	RIBB	475,00 \$
ROUND CORNER	ROUND	250,00\$ EACH

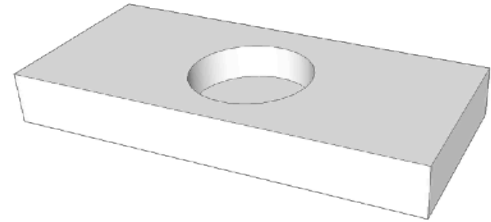
SHIPPING PRICE Refer to chart, or contact us info@balux.ca

REQUIRED Net pricing DELIVERY TO THE STORE ONLY

SHIPPING & HANDLING FEES * refer to page 19 for zone information

SIZE OF ITEM	ZONE D	ZONE E
36 inches and less	350 \$	625 \$
36-96 inches	400 \$	695 \$
shipping of the brackets first	50 \$	75 \$

Prices for single item orders, for orders of 2 items or more please contact info@balux.ca



List pricing

Thickness of facade										
LENGTH	1"	2"		4"		6"		8"		
	Types of finishes (terrazzo = exterior only)									
	Color	Terrazzo	Color	Terrazzo	Color	Terrazzo	Color	Terrazzo	Color	Terrazzo
* 22"-36"	2306	2564	2392	2660	2482	2760	2575	2864	2672	2971
37"-48"	2553	2839	2649	2945	2748	3056	2851	3170	2958	3289
49"-60"	2680	2980	2781	3092	2885	3208	2993	3328	3105	3453
61"-72"	3042	3383	3156	3510	3274	3641	3397	3778	3525	3919
73"-84"	3289	3657	3412	3795	3540	3937	3673	4084	3811	4238
85"-96"	3537	3933	3670	4081	3807	4234	3950	4392	4098	4557
Approximate weight	10 lb/sqft		12 lb/sqft		13,50 lb/sqft		18 lb/sqft		20,50 lb/sqft	
	Take length and depth to calculate square feet. The 2" counter is full of concrete, which explains why it is heavier. For example, a 48' x 21 1/2" counter-sink = 7.17 sqft x 18 lb (6") = 129 lb total									

STANDARD BASIN OPTION
Diameter: 14" high: 4"

Validate depth of counter space depending on faucets			
Wall mounted	Basin 14" + 2" back + 3 1/2" front = 19 1/2" total	Deck mounted	Basin 14" + 4 1/2" back + 3 1/2" front = 22" total
For any other depth or dimensions please contact us at : info@balux.ca			



OPTIONAL		
BRACKETS for floating sinks (UNIT) min. 2 per vanity	BRAQ16	105,00 \$
EXTRA BASIN	CUV2	300,00 \$
CUSTOM BASIN	CUST	+ 50% OF TOTAL PRICE
CUSTOM COLOR	999	275,00 \$
FLUTED DESIGN	FLUT	475,00 \$
RIBBED DESIGN	RIBB	475,00 \$
ROUND CORNER	ROUND	250,00\$ EACH
CONCRETE DRAIN	DRBET-xxx	295,00 \$
SHIPPING PRICE Refer to chart, or contact us info@balux.ca		

REQUIRED Net pricing DELIVERY TO THE STORE ONLY		
SHIPPING & HANDLING FEES * refer to page 19 for zone information		
SIZE OF ITEM	ZONE D	ZONE E
36 inches and less	350 \$	625 \$
36-96 inches	400 \$	695 \$
shipping of the brackets first	50 \$	75 \$
Prices for single item orders, for orders of 2 items or more please contact info@balux.ca		

VOLTO

List pricing


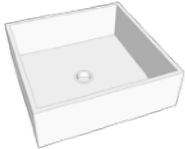
REFER TO ZONE CHART FOR SHIPPING PRICE

	Product code	Product size	Dimension of the basin	Weight	Price	
					Color	Terrazzo
	VOL16-xxx	Diameter : 16" External height 5"	Diameter: 15" Internal height 4"	25 lb	795 \$	1150 \$ *exterior of vessel only
	VOL16F-xxx (fluted option)	Diameter 15 3/4" Height 5"	Diameter: 14" Internal height 4"	30 lb	1250\$	Not offered
BRACKET SYSTEM	BRAQV	Special brackets for wall mounted installation			210 \$	


KANTO

List pricing

REFER TO ZONE CHART FOR SHIPPING PRICE

	Product code	Product size	Dimension of the basin	Weight	Price	
					Color	Terrazzo
	KAN16-xxx	16"X16"X5"	15"X15"X4"	35 lb	795 \$	1150 \$ *exterior of vessel only
	BRACKET SYSTEM	BRAQK	Special brackets for wall mounted installation			210 \$


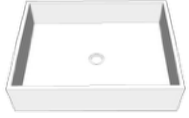
SHIPPING & HANDLING FEES * refer to page 19 for zone information Net pricing DELIVERY TO THE STORE ONLY	
ZONE D	ZONE E
65 \$	95 \$
Prices for single item orders, for orders of 2 items or more please contact info@balux.ca	


	Product code	Product	Price
	DRBET-xxx	Concrete drain	295 \$

TALI

List pricing

REFER TO ZONE CHART FOR SHIPPING PRICE

	Product code	Product size	Dimension of the basin	Weight	Price	
					Color	Terrazzo
	TALI2015-xxx	20"X15"X5"	19"X14"X4"	40 lb	910 \$	1300 \$ *exterior of vessel only
BRACKET SYSTEM	BRAQK	Special brackets for wall mounted installation			210 \$	

	Product code	Product	Price
	DRBET-xxx	Concrete drain	295 \$

SHIPPING & HANDLING FEES * refer to page 19 for zone information **Net pricing DELIVERY TO THE STORE ONLY**


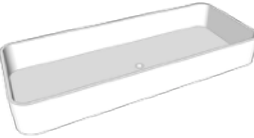
ZONE D	ZONE E
75 \$	135 \$

Prices for single item orders, for orders of 2 items or more please contact info@balux.ca

VICTORIA

List pricing


REFER TO ZONE CHART FOR SHIPPING PRICE

	Product code	Product size	Dimension of the basin	Weight	Price	
					Color	Terrazzo
	VIC4016-xxx	40"X16"X5"	39"X15"X4"	70 lb	1620 \$	2310 \$ *exterior of vessel only
BRACKET SYSTEM	BRAQVIC	Special brackets for wall mounted installation			350 \$	

SHIPPING & HANDLING FEES * refer to page 19 for zone information **Net pricing DELIVERY TO THE STORE ONLY**

ZONE D	ZONE E
350 \$	625 \$



Prices for single item orders, for orders of 2 items or more please contact info@balux.ca


	Product code	Product	Price
	DRBET-xxx	Concrete drain	295 \$

LIAM

List pricing

REFER TO ZONE CHART FOR SHIPPING PRICE

	Product code	Product size	Dimension of the basin	Weight	Price	
					Color	Terrazzo
	LI2215-xxx	22"X15"X5"	21"X14"X4"	40 lb	975 \$	1365 \$ *exterior of vessel only
BRACKET SYSTEM	BRAQL	Special brackets for wall mounted installation			210 \$	

	Product code	Product	Price
	DRBET-xxx	Concrete drain	295 \$

SHIPPING & HANDLING FEES * refer to page 19 for zone information **Net pricing DELIVERY TO THE STORE ONLY**

ZONE D	ZONE E
75 \$	135 \$

Prices for single item orders, for orders of 2 items or more please contact info@balux.ca

CYLÓ

List pricing

REFER TO ZONE CHART FOR SHIPPING PRICE


	Product code	Product size	Dimension of the basin	Weight	Price Color
	CYL3416-xxx	Height 34" Diameter 16"	Diameter 15" Height 4"	135 lb	3192 \$
	CYL3416P-xxx (Faucet area)			135 lb	3442\$
	CYL3416OMB-xxx/xxx			135 lb	4692\$
	CYL3416OMBP-xxx/xxx (Faucet area)			135 lb	4924\$
	CYL3416RIB-xxx	Height 34" Diameter 16"	Diameter 15" Height 4"	135 lb	5200\$
	CYL3416RIBP-xxx			135 lb	5450\$

List pricing

REFER TO ZONE CHART FOR SHIPPING PRICE

	Product code	Dimension	Dimension of the basin	Weight	Price
	OSL3015-xxx	30"X15"X34"	29"X14"X4"	160 lb	3850 \$
	OSL3015P-xxx (Faucet area)	30"X15"X34"	29"X14"X4"	160 lb	4100 \$
	OSLRIB3015-xxx (Ribbed without faucet)	30"X15"X34"	29"X14"X4"	160 lb	5400 \$
	OSLRIB3015P- xxx (Ribbed with faucet area)	30"X15"X34"	29"X14"X4"	160 lb	5650 \$



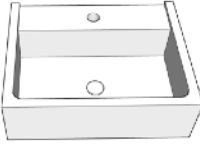

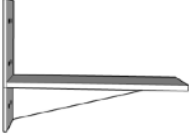


SHIPPING & HANDLING FEES * refer to page 19 for zone information Net pricing DELIVERY TO THE STORE ONLY	
ZONE D	ZONE E
350 \$	625 \$
Prices for single item orders, for orders of 2 items or more please contact info@balux.ca	

	Product code	Product	Price
	DRBET-xxx	Concrete drain	295 \$

WALL MOUNTED BASINS


List pricing

REFER TO ZONE CHART FOR SHIPPING PRICE

	Name	Product code	Total dimension	Weight	Price	
					Color	Terrazzo (Front and sides)
	FERMONT	FERM2010-xxx (compatible with BRAQ8)	20" x 10" x 6"	50 lb	2185 \$	2695 \$
	YUKON	YUKO2016-xxx (compatible with BRAQ14)	20" x 16" x 6"	75 lb	2185 \$	2695 \$
	HUDSON	HUDS2414-xxx (Signe or triple faucet hole on request) (compatible with BRAQ12)	24" x 14" x 18"	100 lb	2705 \$	3335 \$
		BRAQ8	8" x 3" x 6"	5 lb	105\$/ ea (min 2)	
		BRAQ12	12"x 3" x 16"	10 lb	105\$/ea (min 2)	
		BRAQ14	14" x 3 x 6"	7 lb	105\$/ ea (min 2)	

SHIPPING & HANDLING FEES * refer to page 19 for zone information **Net pricing DELIVERY TO THE STORE ONLY**

ZONE D	ZONE E
350 \$	625 \$
Shipping of the brackets first	
50 \$	75 \$
Prices for single item orders, for orders of 2 items or more please contact info@balux.ca	

	Product code	Product	Price
	DRBET-xxx	Concrete drain	295 \$




SHOWER BASES

List pricing

REFER TO ZONE CHART FOR SHIPPING PRICE

	Name	Product code	Dimension	Weight	Price	
					Color	Terrazzo
	LINEA	BDI3648L-XXX	47 7/8" X 35 7/8" X 1 1/2"	160 lb	2299	2552
		BDI3260L-XXX	59 7/8" X 31 7/8" X 1 1/2"	177 lb	2530	2810
		BDI3660L-XXX	59 7/8" X 35 7/8" X 1 1/2"	215 lb	2838	3151
		BDI4260L-XXX	59 7/8" X 41 7/8" X 1 1/2"	230 lb	3014	3350
		BDI3672L-XXX	71 7/8" X 35 7/8" X 1 3/4"	245 lb	3097	3443
	CENTRO	BDI3648C-XXX	47 7/8" X 35 7/8" X 1 1/2"	160 lb	2299	2552
		BDI3260C-XXX	59 7/8" X 31 7/8" X 1 1/2"	177 lb	2530	2810
		BDI3660C-XXX	59 7/8" X 35 7/8" X 1 1/2"	215 lb	2838	3151
		BDI4260C-XXX	59 7/8" X 41 7/8" X 1 1/2"	230 lb	3014	3350
		BDI3672C-XXX	71 7/8" X 35 7/8" X 1 1/2"	245 lb	3097	3443

CHOOSE DRAIN OPTION FOR THE LINEA MODEL
THE CENTRO SHOWER BASE COMES AUTOMATICALLY WITH THE SQUARE CONCRETE DRAIN COVER.

	D-STAIN	Size varies depending on the shower base	n.d	0 \$
	D-BLK	Size varies depending on the shower base	n.d	250 \$
	DC-BET	6"X6" X 5/8"	1,50 lb	0 \$

SHIPPING & HANDLING FEES * refer to page 19 for zone information **Net pricing DELIVERY TO THE STORE ONLY**




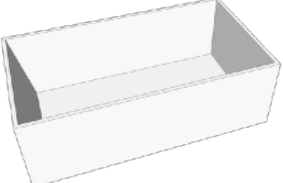



ZONE D	ZONE E
350 \$	700 \$

Prices for single item orders, for orders of 2 items or more please contact info@balux.ca

BATHTUBS

List pricing

REFER TO ZONE FOR SHIPPING PRICE

 BALUX	Name	Product code	Dimension	Weight	Color
 * Organic finish on the exterior	KOPA	KOPA65-xxx	Diameter 65" High 22 1/2"	450 lb	13 700 \$
		KOPA55-xxx	Diameter 55" High 22 1/2"	400 lb	12 100 \$
 * Organic finish on the exterior	OLÁ	OLA6236-xxx	62" x 36 x 21"	515 lb	10 450 \$
		OLA6636-xxx	66" x 36" x 21"	525 lb	10 615 \$
		OLA7236-xxx	72" x 36" x 21"	585 lb	11 275 \$
 * Organic finish on the exterior	BREK	BREK6636-xxx	66" x 36" x 21"	670 lb	10 615 \$
		BREK7236-xxx	72" x 36" x 21"	700 lb	11 275 \$
	JASPER (Soaking tub)	JASP5928-xxx	59 1/2" x 28" x 25"	700 lb	10 615 \$
 * Organic finish on the exterior	AMARI	AMAR6635-xxx	66" x 35" x 21"	525 lb	13 700\$
 * Organic finish on the exterior	TOSCANE	TOS6635-xxx	66" x 35" x 21"	525 lb	16 500\$

BATHTUBS

List pricing

REFER TO ZONE FOR SHIPPING PRICE

 BALUX	Name	Product code	Dimension	Weight	Color
 * Organic finish on the exterior	AZUR	AZU6531-xxx	65" x 31" x 22"	500 lb	13 115 \$
 * Organic finish on the exterior	MONACO	MONA5928-xxx	59 3/4" x 28 1/2" x 21 1/2"	350 lb	8 900\$
 * Organic finish on the exterior	ASPEN	ASP7030-xxx	70" x 30" x 22"	500 lb	12 950 \$
 * Organic finish on the exterior	CAPRI	CAP7232-xxx	72" x 32" x 21"	450 lb	11 275\$
 * Organic finish on the exterior	BANFF	BAN6528-xxx	65" x 28" x 21 1/2"	550 lb	12 500\$
 * Organic finish on the exterior	MILAN	MILA6032-xxx	60" x 32" x 26"	450 lb	16 700\$

BATHTUBS

List pricing

REFER TO ZONE FOR SHIPPING PRICE

	Name	Product code	Dimension	Weight	Color
	SAKAMI	SAKA4240-xxx	Diameter 42" Height 40"	515 lb	13 700\$
	TAÕ	TAO5236-xxx	52" x 36 1/2" x 34"	450 lb	13 700\$
	TOFINO (end drain)	TOFI6527-xxx	64"x 32" x 22 1/4"	650 lb	10 615 \$
OPTION DE DRAIN					
	MATTE BLACK DRAIN	DRMB	See manufacturer details		175 \$
	CHROME DRAIN	DRCPB	See manufacturer details		175 \$
	CONCRETE DRAIN	DRBET3-xxx	See manufacturer details		395 \$

SHIPPING & HANDLING FEES * refer to page 19 for zone information **Net pricing DELIVERY TO THE STORE ONLY**

ZONE D	ZONE E
500 \$	995 \$

Prices for single item orders, for orders of 2 items or more please contact info@balux.ca

OTHER PRODUCTS

List pricing

PRODUCTS	PRODUCT CODE	DIMENSION	WEIGHT	PRICE (per unit)	
				Color	Terrazzo
SEALED TILES (Floor and wall)	TS2424-xxx	24"x24"x 5/8"	24,50 lb	89.60\$	99.60\$
	TS2448-xxx	24" x 48" x 5/8"	49 lb	196.80\$	218.40\$
	TS4848-xxx	48"x 48" x 5/8"	98 lb	477.60\$	530.40\$
	N.A	Custom size	6.11 lb/sqft	36,10 \$ /sqft	40,15 \$ /sqft
COUNTERTOPS	N.A	Thickness 1"	12,22 lb/sqft	135\$ / sqft	175\$ / sqft
BACKSPLASH	N.A	Thickness 5/8"	6.11 lb/sqft	200\$ + 95\$/sqft	200\$ + 135\$/sqft

PRODUCTS	PRODUCT CODE	DIMENSION	WEIGHT	PRICE	
				Regular finish	Industrial finish
WALL TILES (Unsealed)	WP2448-xxx	24" x 48" x 5/8"	49 lb	158.00\$ ea	158.00\$ ea
	WP4848-xxx	48"x 48" x 5/8"	98 lb	396.00\$ ea	396.00\$ ea
	N.A	Custom size	6.11 lb / sqft	30,65\$/ sqft	30,65\$/ sqft
WALL TILES (Form Hole)	FHWP2448-xxx	24" x 48" x 5/8"	49 lb	158.00\$ ea	158.00\$ ea
	FHWP4848-xxx	48" x 48" x 5/8"	98 lb	396.00\$ ea	396.00\$ ea
Option for Form Hole wall panel	WPBolt	N.A	N.A	Price to be confirmed with Balux	

PRODUCTS	PRODUCT CODE	DIMENSION	WEIGHT	PRICE
FLUTED PANELS (SEALED)	FP2448-xxx	24"x48"x3/4"	74 lb	280\$ ea
RIBBED PANELS (SEALED)	RIB2448-xxx	24" x 48" x 5/8"	49 lb	280\$ ea

PRODUCTS	PRODUCT CODE	DESCRIPTION	PRICE
MAINTENANCE (Net price)	CLEAN50	Duo of a daily and weekly cleaning product	50,00 \$
	SEAL50	Clear sealer	50,00 \$

ZONE D	ZONE E
Please contact info@balux.ca to confirm SHIPPING AND HANDLING FEES Net pricing	



B A L U X

SHIPPING ZONE

ZONE D



Ontario

ZONE E



Manitoba , Saskatchewan , Alberta ,
British-Columbia , Nova Scotia , New Brunswick



Please contact us for shipping price for
Newfoundland and Labrador and northern
Canada



Quebec is on another price list



COLORS

2025



Terracotta
007




Leather
008



Merlot
009



Moka
010



Bark
011



Sage
012




White
001



Pearl
002



Ash
003



Dark grey
004



Charcoal
005



Black
006



Bone
013



Linen
103



Sand
014




Mango
102




Blush
101



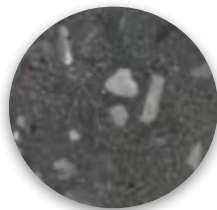
Lilac
015



Terrazzo
Bianco
T01



Terrazzo
Grigio
T02



Terrazzo
Nero
T05

COLORS

TERRA PRECIOSA




Snow-CR-SO



Snow-CRS-CRL-57



Rainfall-KH-SO



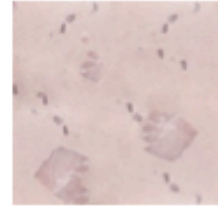
Rainfall-57



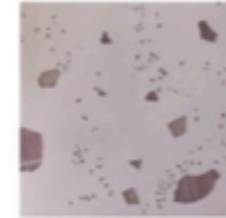
Charcoal-OBLK-SO



Charcoal-57



Blush-57



Lilac-57

* Other arrangements are possible upon request.

The steel brackets system goes on the 2x4 behind the drywall. They must be installed before closing the walls.

An installation plan will be sent to the customer with the instructions since installation may vary depending on the dimension of the vanity and the position of the basin.

Usually 2 brackets are required. If the counter is longer than 96 inches, you must use 3 brackets.

The brackets must be installed on the left and right sides of the basin centered in the empty counter spaces. You must always leave a 1 inch space from each external sides and 1 inch away from the basin. A minimum of 4 inches is required on both sides of the basin to allow sufficient space for the brackets.

Usually floating vanities are installed at a height between 34 inches and 36 inches from the floor.

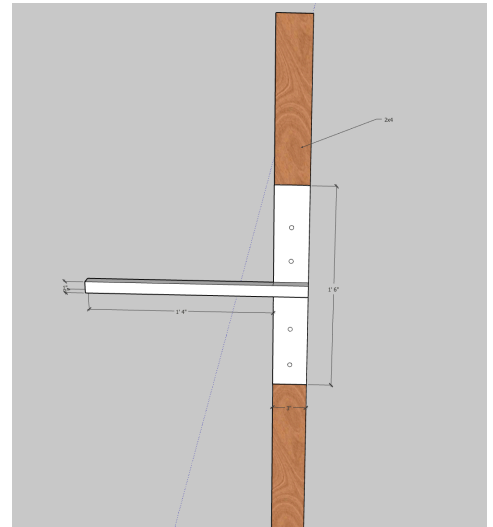
The back of the vanity is 1 inch thick. The arms of the brackets need to be installed 1 inch lower than the final height required.

After the installation of the steel bracket system, the wall is ready to be closed.

When you will received the concrete vanity, you only need to put some silicone on the arms and place the sink on top of the silicone.

Adjustments to level the sink may be needed once it's sitting on top of the brackets.

We suggest to apply silicone at the junction of the counter and the wall to ensure maximum tightness and solidity.



Bracket direction on the 2x4



Deposit the vanity on the bracket



Suggested type of silicone



WARRANTY

- ✦ BALUX Inc products are guaranteed for a period of five (5) years from the date of purchase, with respect to manufacturing defects. This warranty does not cover breakage during installation, improper installation, scratches, normal wear and tear that may occur over time and the sealer that is applied to the product. The warranty is limited to repairs, replacement or reimbursement of defective products at our discretion, excluding the installation and transport fees of the replaced product.
- ✦ It may happen that there are slight variations in color, dimensions, veins, micro hairline cracks, holes and stains in the products. This uncontrollable and natural phenomenon cannot be considered as a defect and in no way diminishes the quality of the products. Some variations can be caused by different admixtures in the concrete or other natural impurities that may be found inside our material. PLEASE REFER TO PAGE <https://www.balux.ca/general-8> ON OUR WEBSITE TO SEE AND UNDERSTAND THE DIFFERENT NATURAL CHARACTERISTICS OF CONCRETE.
- ✦ The product must be inspected thoroughly when it is received and this before the departure of the carrier. If a breakage occurred during transport, it must absolutely be mentioned to the driver, and indicated on the reception document. Photos must be taken of the damaged product while still on the pallet **(not once installed)** and also the condition of the pallet and contact Balux within 24hrs.
- ✦ All pieces fabricated and listed on the invoice cannot be returned and/or refunded.

Thank you for your trust,

BALUX inc.

If you have any questions, do not hesitate to contact us at 450-578-0210, or by email info@balux.ca



BALUX

CONTACT

GENERAL OR TECHNICAL INQUIRY

Contact : Krystel Blanchette
Tel: 438-401-8267 ext. 101
Email: info@balux.ca

TO PLACE AN ORDER:

orders@balux.ca

INQUIRY FOR DELIVERIES, ORDER FOLLOW UP AND PRODUCTION DELAYS.

Contact : Naomie Brouillard
Tel: 438-401-8267 ext. 102
Email: shipping@balux.ca

Contact: Renelle Brouillard
Tel: 438-401-8267 ext. 103
Email: renelle@balux.ca

Customer service :
service@balux.ca

ACCOUNTING

Email: payables@balux.ca



THE ENDLESS POSSIBILITIES OF CONCRETE